



VIDEOWALL FRAMES FOR MOBILE INSTALLATIONS

TY-VW55RF

When you're looking to create a mobile installation of a Panasonic videowall, in sectors such as rental and staging, or entertainment, our specially designed brackets are the essential accessories.

The frame features compact design for easy transportation, and is both lightweight and simple to level. Made for floor and wall installation, the brackets offer horizontal and vertical fine adjustment for the display, and allow for switching between portrait and landscape orientation.



Videowall 55" 2 x 2 example

Panasonic is offering a complete solution that you can customise according to your needs.

- TY-VW55RF2X2 Frame for Panasonic 55" seamless 2 x 2 videowall
- TY-VW55RF3X3 Frame for Panasonic 55" seamless 3 x 3 videowall
- TY-VW55RF4X4 Frame for Panasonic 55" seamless 4 x 4 videowall
- TY-VW55FC1 Flight case for Panasonic 55" seamless videowall (2 displays & parts)
- TY-VW55FC2 Flight case for Panasonic 55" seamless videowall (frame parts)
- TY-VW55A Adapter for Panasonic 55" seamless videowall (corner & bolts)

TY-VW55RF

Videowall frames for mobile installations

TY-VW55RF2X2	Frame for Panasonic 55" seamless 2 x 2 videowall
TY-VW55RF3X3	Frame for Panasonic 55" seamless 3 x 3 videowall
TY-VW55RF4X4	Frame for Panasonic 55" seamless 4 x 4 videowall
TY-VW55FC1	Flight case for Panasonic 55" seamless videowall (2 displays+parts)
TY-VW55FC2	Flight case for Panasonic 55" seamless videowall (frame parts)
TY-VW55A	Adapter for Panasonic 55" seamless videowall (corner & bolts)

For mobile installation, combine the different references. For instance:


Videowall 2 x 2 requires 1 x TY-VW55RF2X2 + 2 x TY-VW55FC1 + 1 x TY-VW55FC2



Videowall 3 x 3 requires 1 x TY-VW55RF3X3 + 5 x TY-VW55FC1 + 1 x TY-VW55FC2



Videowall 4 x 4 requires 1 x TY-VW55RF4X4 + 8 x TY-VW55FC1 + 2 x TY-VW55FC2



Specifications

TY-VW55RF2X2	
Weight	147.78 kg
Colour	Black
Screen configuration	2 x 2
Screen orientation	Landscape and portrait
Mobile / fixed	Fixed
Height adjustment	Fine adjustment
Bracket / interface	Included
Type bracket / interface	Screen specific
Rotation	90°
Mounting system	Draw-latch coupling mechanism

Detailed parts

1. Floor frame incl. adjustable feet

The floor construction can be used in two ways: legs on the front side to place the videowall as close to the wall as possible. Legs on the backside to hide them.

Floor corrections

Adjustable feet are integrated in the floor frames to level the bases for the monitors

2. Bracket


With this bracket the monitors can be installed landscape as well as portrait. Integrated is a fine adjustment to level the monitors perfectly.

3. Coupling frame

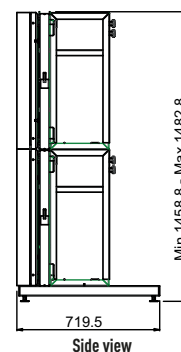
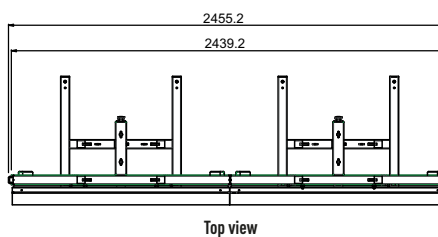
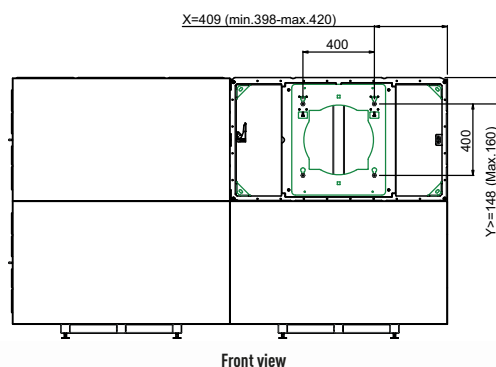
This frame easily connects the monitors incl. the bracket to each other. With quarter turn latches this frame is attached to the floor frame.

4. Bracket frame

This bracket frame can be assembled horizontally as well as vertically.



Dimensions for 2 x 2 configuration



For more information about the Panasonic display range please visit: business.panasonic.co.uk/visual-system
Facebook: facebook.com/PanasonicVisualSolutionsEU
Twitter: twitter.com/PanasonicVisual